

5650923-5 ✓ ACTIVE

EUROCARD | Eurocard Type R


TE Internal #: 5650923-5

Eurocard Connectors, Plug, Wire-to-Board, 150 Position, .1 in [2.54 mm] Centerline, Printed Circuit Board, 3 Row, Vertical, 50 Column, Eurocard Type R

[View on TE.com >](#)



Connectors > PCB Connectors > Backplane Connectors > Eurocard Connectors



Connector & Housing Type: **Plug**

Connector System: **Wire-to-Board**

Termination Post & Tail Length: **13.23 mm [ .521 in ]**

Number of Positions: **150**

Centerline (Pitch): **2.54 mm [ .1 in ]**

## Features

### Product Type Features

Connector & Housing Type	Plug
Connector System	Wire-to-Board
Sealable	No
Connector & Contact Terminates To	Printed Circuit Board
DIN Size	Half
DIN Level	II

### Configuration Features

Number of Positions	150
Number of Rows	3
PCB Mount Orientation	Vertical
Number of Columns	50
Number of Signal Positions	150
Rows Loaded	A, B, C

### Contact Features

Contact Cross Section	.64 x .64 mm [.025 x .025 in]
PCB Contact Termination Area Plating Material Thickness	.1 – .2 $\mu$ m
Contact Type	Pin
Contact Mating Area Plating Material Thickness	.03 $\mu$ m [1.181 $\mu$ in]



Contact Mating Area Plating Material	Gold
PCB Contact Termination Area Plating Material	Tin
Contact Base Material	Copper Alloy
Contact Current Rating (Max)	3 A

### Termination Features

Termination Method to Printed Circuit Board	Through Hole - Press-Fit
Termination Post & Tail Length	13.23 mm[.521 in]

### Mechanical Attachment

Mating Retention	Without
Mating Alignment	Without
PCB Mount Retention	With
PCB Mount Retention Type	Action/Compliant Tail
Connector Mounting Type	Board Mount

### Housing Features

Housing Material	Polymer - GF
Housing Color	Gray
Centerline (Pitch)	2.54 mm[.1 in]

### Dimensions

Connector Height	11.51 mm[.001 in][.453 in]
PCB Thickness (Recommended)	2.36 mm[.093 in]
Row-to-Row Spacing	2.54 mm[.1 in]

### Usage Conditions

Operating Temperature Range	-55 – 105 °C[-67 – 221 °F]
-----------------------------	----------------------------

### Operation/Application

Circuit Application	Signal
---------------------	--------

### Packaging Features

Packaging Method	Package
------------------	---------

### Product Compliance

[For compliance documentation, visit the product page on TE.com>](#)

EU RoHS Directive 2011/65/EU	Compliant
EU ELV Directive 2000/53/EC	Compliant



China RoHS 2 Directive MIIT Order No 32, 2016	No Restricted Materials Above Threshold
EU REACH Regulation (EC) No. 1907/2006	Current ECHA Candidate List: JUNE 2022 (224) Candidate List Declared Against: JUNE 2022 (224) Does not contain REACH SVHC
Halogen Content	Not Low Halogen - contains Br or Cl > 900 ppm.
Solder Process Capability	Not applicable for solder process capability

Product Compliance Disclaimer

This information is provided based on reasonable inquiry of our suppliers and represents our current actual knowledge based on the information they provided. This information is subject to change. The part numbers that TE has identified as EU RoHS compliant have a maximum concentration of 0.1% by weight in homogenous materials for lead, hexavalent chromium, mercury, PBB, PBDE, DBP, BBP, DEHP, DIBP, and 0.01% for cadmium, or qualify for an exemption to these limits as defined in the Annexes of Directive 2011/65/EU (RoHS2). Finished electrical and electronic equipment products will be CE marked as required by Directive 2011/65/EU. Components may not be CE marked. Additionally, the part numbers that TE has identified as EU ELV compliant have a maximum concentration of 0.1% by weight in homogenous materials for lead, hexavalent chromium, and mercury, and 0.01% for cadmium, or qualify for an exemption to these limits as defined in the Annexes of Directive 2000/53/EC (ELV). Regarding the REACH Regulation, the information TE provides on SVHC in articles for this part number is based on the latest European Chemicals Agency (ECHA) 'Guidance on requirements for substances in articles' posted at this URL: <https://echa.europa.eu/guidance-documents/guidance-on-reach>

## Compatible Parts



TE Part # 5650907-5  
ASSY,PIN,EUROCARD,TYPE C,LEAD-FREE,150 P



TE Part # 5650405-5  
ASSEMBLY,RECEPTACLE,EUROCARD,TYPE T



TE Part # 5650875-5  
ASSY,RECEPTACLE,EUROCARD,TYPE T




TE Part # 5148295-5  
ASSY,RECEPTACLE,EUROCARD,TYPE T




TE Part # 5650959-5  
ASSY,RECEPT,EUROCARD,TYPE R,LEAD-FREE,15

## Also in the Series | Eurocard Type R



Eurocard Connectors(92)



Standard Edge Connectors(1)

## Documents

### Product Drawings

[ASSY,PIN,EUROCARD,TYPE R,LEAD-FREE,150 P](#)

English

### CAD Files

[3D PDF](#)

3D

Customer View Model

[ENG\\_CVM\\_CVM\\_5650923-5\\_A.2d\\_dxf.zip](#)

English

Customer View Model

[ENG\\_CVM\\_CVM\\_5650923-5\\_A.3d\\_igs.zip](#)

English

Customer View Model

[ENG\\_CVM\\_CVM\\_5650923-5\\_A.3d\\_stp.zip](#)

English

By downloading the CAD file I accept and agree to the [Terms and Conditions](#) of use.

### Product Specifications

[Application Specification](#)

English